



Ready-to-use Heat Transfer Fluid
for Thermal Solar Systems with high Thermal Loads

TYFOCOR[®] LS



Tyfocor[®] LS

Characteristic values

Appearance	clear, red-fluorescent liquid	
Density (20 °C)	1.032 – 1.035 g/cm ³	ASTM D 1122
Refractive index nD20	1.380 – 1.384	DIN 51757
pH value	9.0 – 10.5	ASTM D 1287
Alkali reserve	min. 20 ml 0.1 n HCl	ASTM D 1121
Viscosity (20 °C)	4.5 – 5.5 mm ² /s	DIN 51562
Boiling point	102 – 105 °C	ASTM D 1120
Flash point	none	DIN 51376
Water content	55 – 58 %	DIN 51777
Frost protection	–28 °C	ASTM D 1177

Quality control

The above data represent average values that were valid at the time when this Technical Information Bulletin went into print. They do not have the status of a product specification. Specified values are the subject of a special leaflet.

Properties

Tyfocor[®] LS is a clear, red-fluorescent liquid with a faint odour, based on physiologically unobjectionable propylene glycol, and water. It has been designed especially for utilisation fluid in solar heating equipment under elevated thermal conditions (vacuum tube collectors).

The corrosion inhibitors contained in Tyfocor[®] LS reliably protect the metals normally used in solar installations against corrosion, ageing and deposits over long periods. Tyfocor[®] LS prevents the surfaces of heat exchangers from becoming fouled, and ensures consistently high thermal efficiency.

In order to maintain its specific properties, Tyfocor[®] LS must not be mixed with other heat transfer fluids, and must never be diluted by water. If leakages or other losses occur, the heat transfer fluid in the system must be replenished with Tyfocor[®] LS only.

Application

Tyfocor[®] LS is utilisable for solar heating equipment with high stagnation temperatures, if the following instructions are properly observed:

It must be ensured that all of the heat-transfer fluid can drain out of the solar collectors into the - sufficiently dimensioned - expansion tanks when the maximum static temperature is reached, and thus the collectors remain completely empty.

Tyfocor[®] LS must not be exposed to sustained temperatures higher than 170 °C. Temperatures higher than 200 °C lead to slow thermal decomposition of propylene glycol, which is indicated by darkening of the fluid. Due to this process the lifetime of the fluid may be strongly decreased.

Anticorrosion effect

The anticorrosion effect of Tyfocor[®] LS is evident from the following table: Corrosion test acc. ASTM D 1384 (American Society for Testing and Materials). Average weight change in g/m².

Material	Tyfocor [®] LS
Copper (SF Cu)	– 2.0
Soft solder (L Sn 30)	– 6.0
Brass (MS 63)	– 4.0
Steel (HI)	– 0.1
Grey cast iron (GG 26)	– 0.2
Cast aluminium (G AlSi6Cu4)	– 0.3

Compatibility with sealing materials

Tyfocor[®] LS does not attack the sealants normally used in heating systems. The following list of sealants, elastomers and plastics that are resistant to Tyfocor[®] LS has been compiled from experimental results, experience, and the literature.

Examples of sealants are Fermit® and Fermitol® (registered trademarks of Nissen & Volk GmbH, Hamburg), and hemp

Butyl rubber	IIR
Chloroprene	CR
Ethylene-propylene-diene-rubber below 150 °C	EPDM
Fluorocarbon elastomers	FPM
Natural rubber below 80 °C	NR
Nitrile rubber	NBR
Polyacetal	POM
Polyamides below 115 °C	PA
Polybutene	PB
Polyethylene, soft, hard	PE-LD, PE-HD
Polyethylene, crosslinked	PE-X
Polypropylene	PP
Polytetrafluoroethylene	PTFE
Polyvinylchloride, rigid	PVC h
Silicone rubber	Si
Styrene butadiene rubber below 100 °C	SBR
Unsaturated polyester resins	UP

Phenolic, urea and formaldehyde resins, plasticised PVC, and polyurethane elastomers are not resistant.

An important point to note is that the performance of elastomers such as EPDM is determined by the nature and amount of the constituent additives and the vulcanisation conditions, as well as the properties of the rubber itself. For this reason, we would recommend testing the resistance of these elastomers to Tyfocor® LS before they are put into service for the first time. This applies particularly to elastomers intended as membranes for expansion tanks as described in DIN 4807.

Gaskets that have proved to be resistant to hot Tyfocor® LS are: up to 160 °C: elastomer gaskets made from 70 EPDM 281*, and up to 200 °C: flat gaskets such as REINZ-AFM 34** or Centellen 3820***, basing on aramide / special-NBR.

Application guidelines

In view of the specific properties of Tyfocor® LS, the following instructions must be adhered to for ensuring long-term protection.

1. Solar heating equipment must be designed as closed circuits, because entry of atmospheric oxygen causes the inhibitors in Tyfocor® LS to be consumed more rapidly.
2. Flexible-membrane expansion tanks must conform to DIN 4807.
3. Silver or copper brazing solders are to be utilised preferably on joints. Fluxes used in combination with soft solder usually contain chlorides. Their residues must be removed by thorough flushing of the system, because otherwise increased chloride concentration in the heat-transfer fluid may lead to corrosion.
4. The only flexible connections that are permissible are hoses, preferably metal, that do not permit the diffusion of oxygen.
5. Equipment must not be fitted with galvanised heat exchangers, heat reservoirs, tanks or pipes, because zinc is detached by propylene glycol.
6. Chemically speaking, Tyfocor® LS is largely inert, but it is important to ensure that the manufacturer's recommendations state that all the seals and connectors used in solar heating equipment are resistant up to the maximum temperature of the medium.
7. Scaling on copper or copper alloys must be removed, because it can be detached by hot propylene glycol / water mixtures.

* C. Freudenberg, Dichtungs- u. Schwingungstechnik, Pf 100363, D-69465 Weinheim

** REINZ-Dichtungs GmbH, Postfach 1909, D-89229 Neu-Ulm

*** Hecker Werke GmbH & Co, D-71093 Weil im Schönbuch

8. It must be ensured that no external voltages are applied between parts of the equipment that come into contact with the Tyfocor[®] LS, as otherwise corrosion may occur.
9. The layout of the tubes must ensure that circulation cannot be disturbed by gas pockets or deposits.
10. The level of the heat-transfer liquid must never be allowed to fall below the highest point in the system.
11. It must be ensured that no air pockets remain in the installation after it has been filled.
12. Dirt and water must not be allowed to enter the installation or its components during assembly and before filling. After assembly has been completed and the connections have been soldered, the system must be flushed to remove any foreign matter (swarf, fluxes, packaging residues, sawdust, etc.) and material used in assembly.
13. In order to ensure that there are no obstructions to the flow of the heat-transfer liquid, the in-circuit filters must be cleaned within 14 days, at the latest, after the equipment has been filled with heat-transfer fluid and put into operation for the first time.
14. If losses occur due to leakage or take-out, the heat-transfer liquid in the system must be replenished with Tyfocor[®] LS **only**. **Do not top up with water!**

Packaging

Tyfocor[®] LS is supplied in 10 l, 20 l, and 30 l non-returnable plastic cans, in 200 l non-returnable drums, and in road-tankers.

Safety

Tyfocor[®] LS contains propylene glycol, and is not subject to labelling according to Directive 1999/45/EC ('Preparation Directive').

Safety Data Sheet

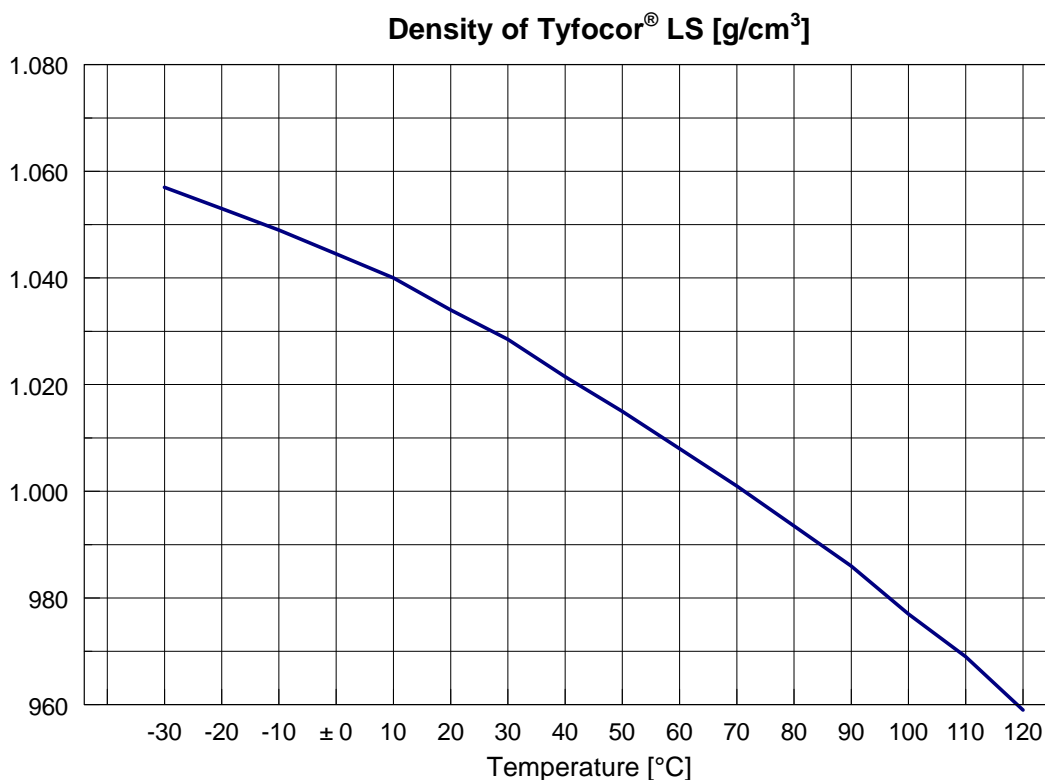
A Safety Data Sheet has been drawn up for Tyfocor[®] LS in accordance with EC Directive 1907/2006/EC [REACH].

Handling

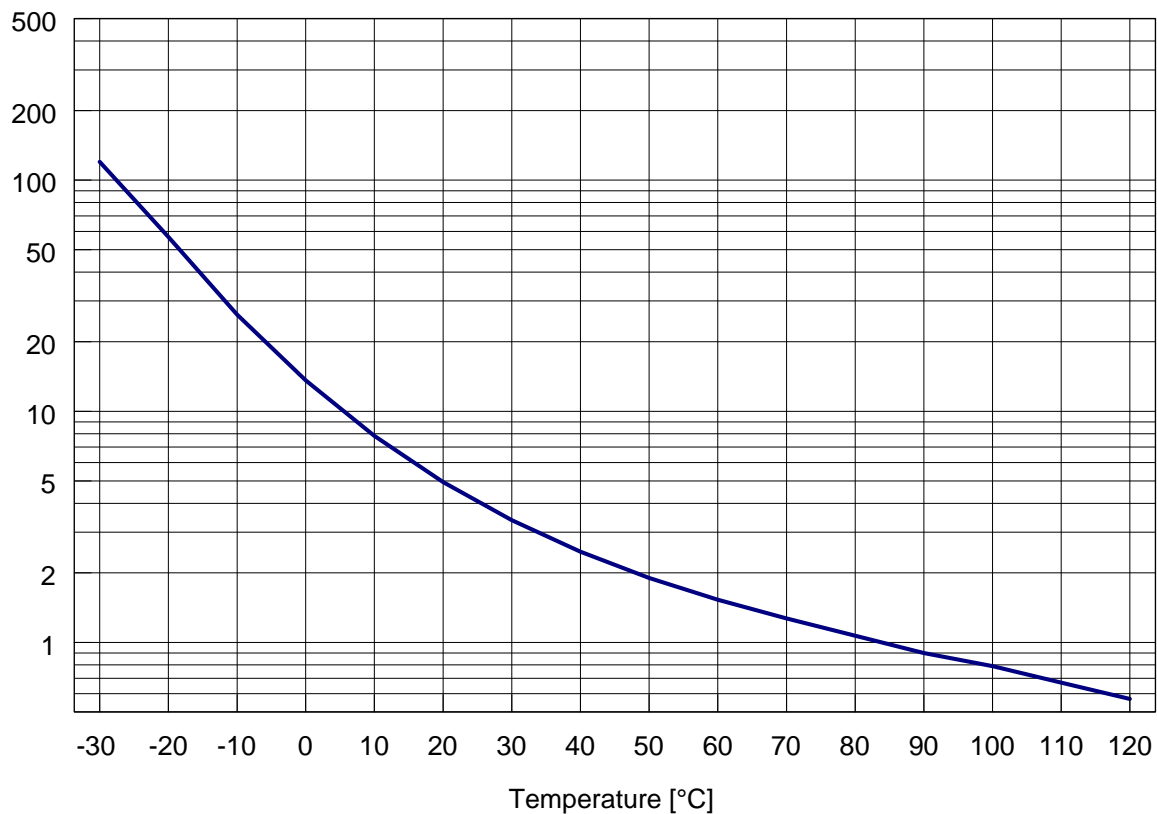
The usual safety and industrial hygiene measures relating to chemicals and flammable liquids, and the information and instructions given in our Safety Data Sheet must be observed in handling Tyfocor[®] LS.

Ecology

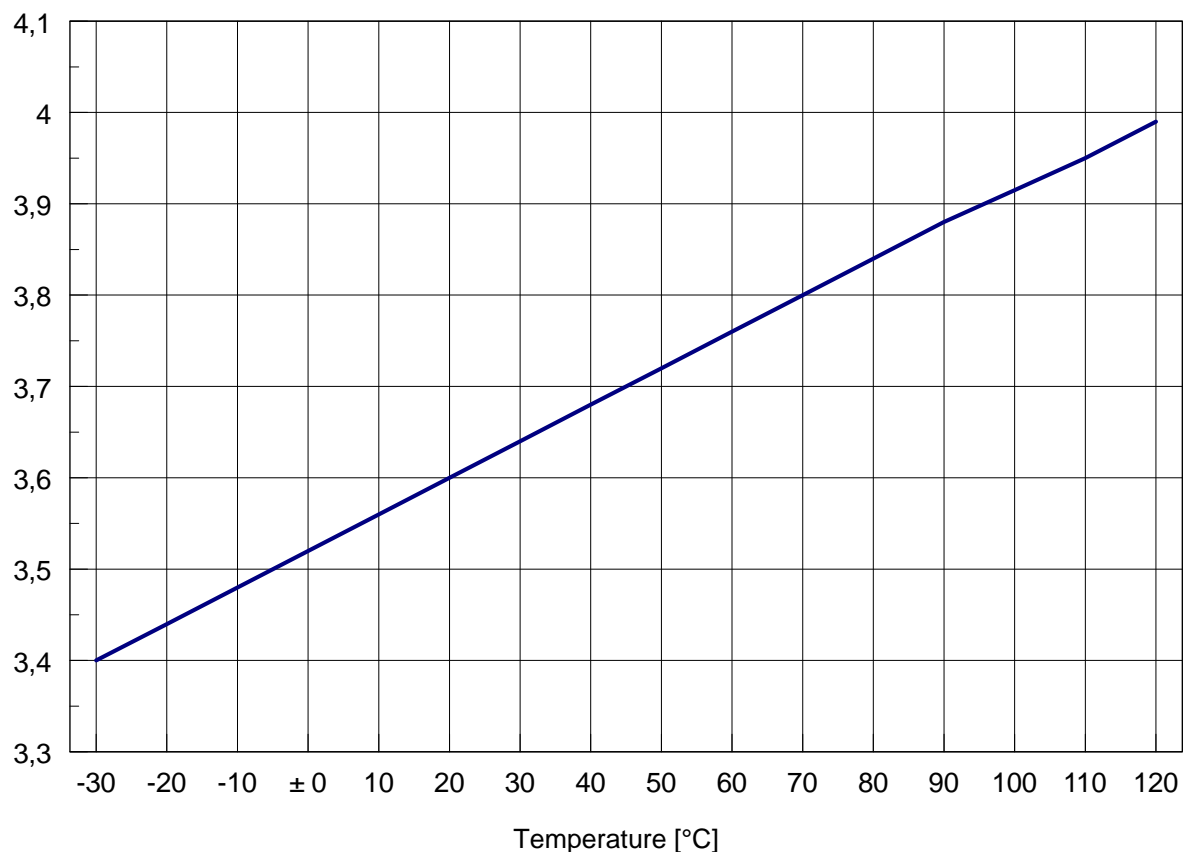
Tyfocor[®] LS is classified in water hazard class 1 (low-rate endangering, Germany), according to VwVwS of 17 May 1999. Tyfocor[®] LS is biodegradable. It does not impair the efficiency of the activated sludge if it is run with the appropriate care into an acclimated effluent treatment plant.



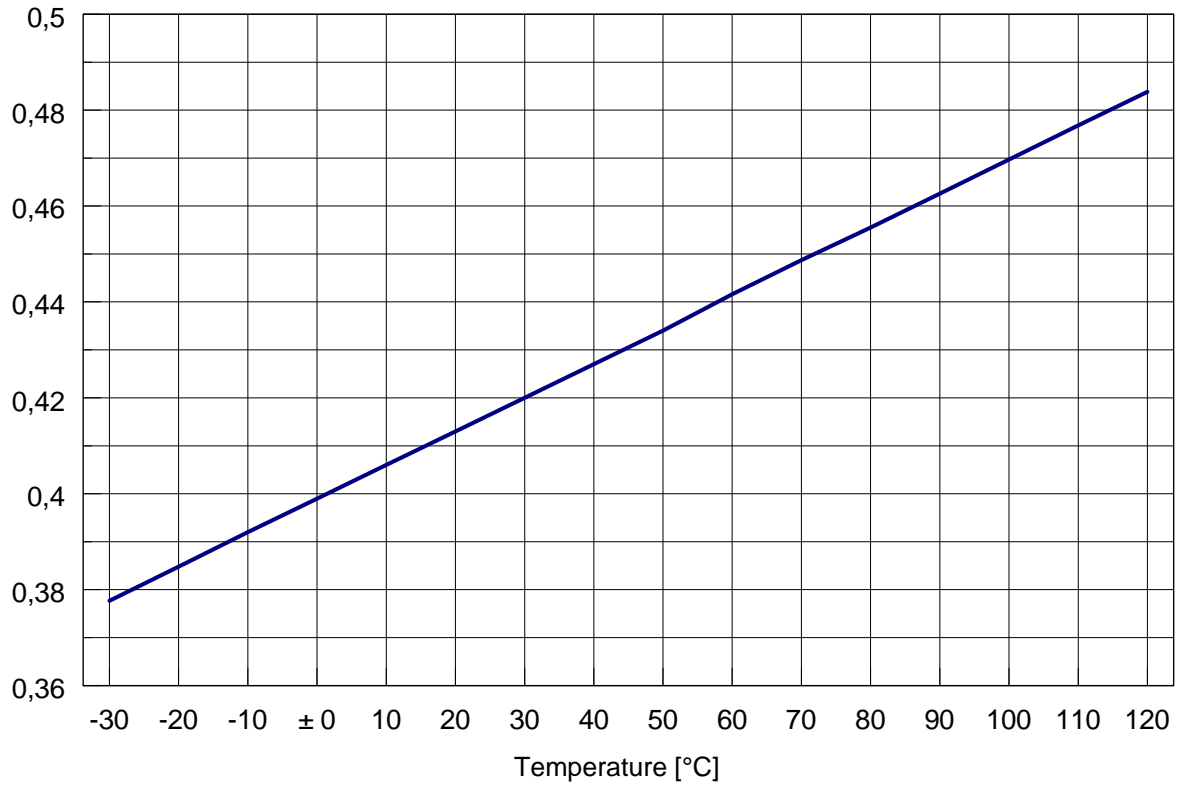
Kinematic Viscosity of Tyfocor[®] LS [mm²/s]



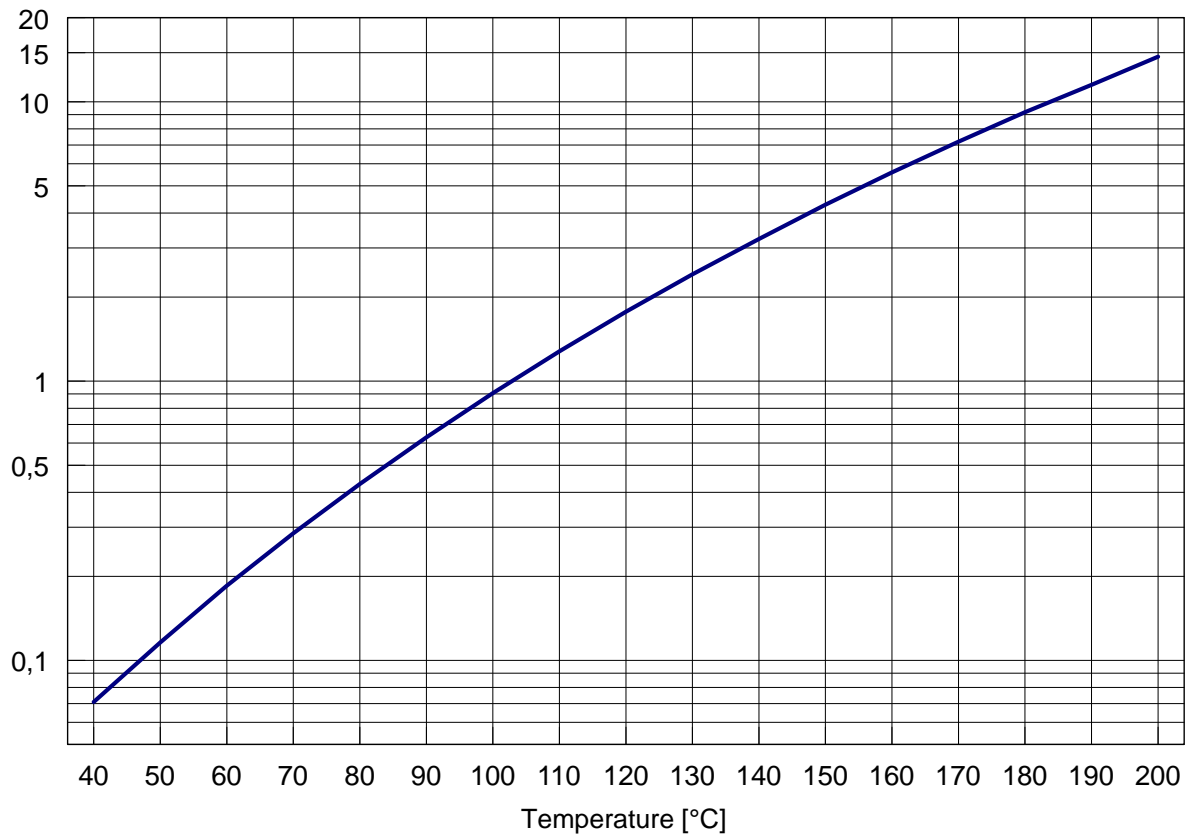
Specific Heat Capacity of Tyfocor[®] LS [kJ/kg·K]



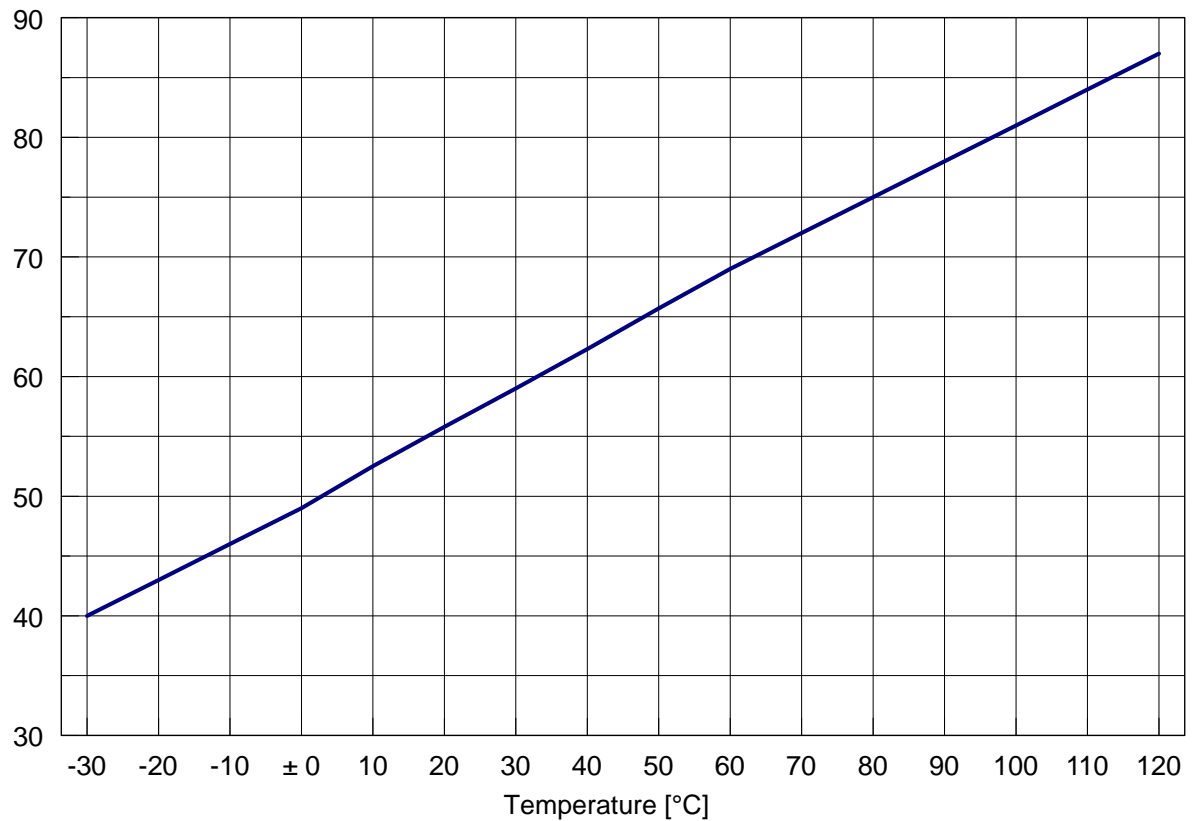
Thermal Conductivity of Tyfocor® LS [W/m·K]



Vapour Pressure of Tyfocor® LS [bar]



Cubic Expansion Coefficient of Tyfocor[®] LS [$\cdot 10^{-5}/K$]



Note

The information submitted in this publication is based on our current knowledge and experience. In view of the many factors that may affect processing and application these data do not relieve processors of the responsibility of carrying out their own tests and experiments, neither do they imply any legally binding assurance of certain properties or of suitability for a specific purpose. It is the responsibility of those to whom we supply our products to ensure that any proprietary rights and existing laws and legislations are observed.

TYFOROP CHEMIE GmbH

Anton-Rée-Weg 7
D – 20537 Hamburg

Phone: +49-(0)40 20 94 97-0
Fax: +49-(0)40 20 94 97-20
e-mail: info@tyfo.de
Internet: www.tyfo.de

TYFOROP Chemie GmbH

Anton-Reé-Weg 7
D-20537 Hamburg
Germany

Phone: +49 (0) 40 20 94 97-0
Fax: +49 (0) 40 20 94 97-20

info@tyfo.de
www.tyfo.de